

# Kindergarten KICK-OFF

Summer Workbook

Name: \_\_\_\_\_



# JUNE



MONDAY	TUESDAY	WEDNESDAY	THURSDAY	FRIDAY
I can practice <b>writing my name!</b> The only capital letter is the first one!	I can practice <b>identifying the colors!</b>	I can recognize some of the <b>letters</b> of the alphabet!	I can name some of the <b>shapes!</b>	I can draw a picture of <b>my face!</b>
I can <b>count objects</b> in a set!	I can practice <b>counting</b> all the way to 20!	I can <b>practice how to breathe</b> when I have big feelings	I can recognize some of the <b>letters</b> of the alphabet!	I can trace and copy different <b>shapes!</b>
I can use real life <b>colors</b> to draw.	I can count with <b>one-to-one</b> correspondence.	I can recognize my <b>colors</b> .	I can practice <b>writing my name!</b> The only capital letter is the first one!	I can recognize some of the <b>letters</b> of the alphabet!
I can learn what to do when I <b>feel sad</b> .	I can <b>use scissors</b> correctly.	I can tell you my <b>personal information!</b> (address, phone number etc.)	I can tell the difference between <b>shapes and letters</b> .	I can practice <b>writing my name!</b> The only capital letter is the first one!

I can write my name with  
different writing utensils.



COLORED  
PENCIL



CRAYON




MARKER




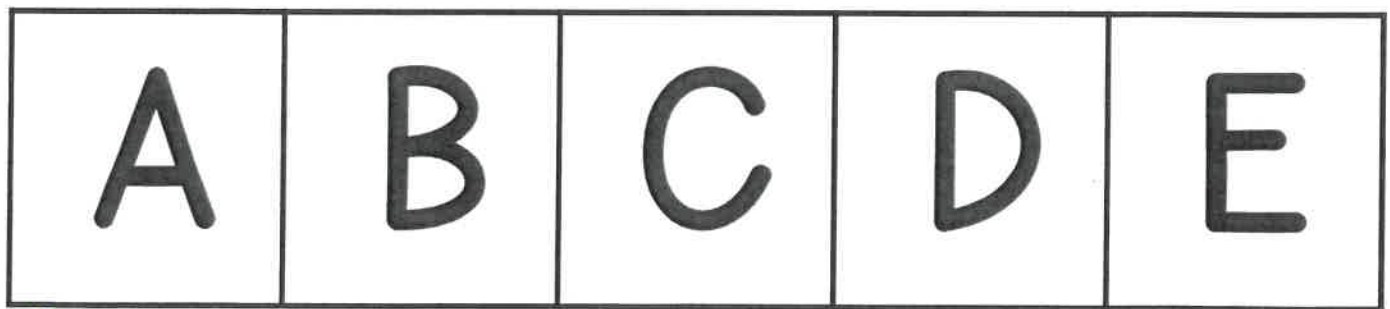
PENCIL

I can use colors that make sense to color the pictures.




I can recognize some of the letters of the alphabet.

Cut out the letters along the dotted line and glue them above on the letters that match.




# I can name some basic shapes.

Can you find any of these shapes in different objects around your house? Trace the shapes as you find them.



# I can draw a picture of my face.

Draw a picture of your face here. Use a mirror to notice your eye color and face shape!



This is me!

I can count how many steps it takes for me to get to different places in my house.



- \_\_\_\_\_ steps from my bedroom to the kitchen.  
\_\_\_\_\_ steps from the fridge to the oven.  
\_\_\_\_\_ steps from the front door to the couch.  
\_\_\_\_\_ steps from the couch to the bathtub.

## I can count numbers.


See how high you can count in 30 seconds.

1	2	3	4	5	6	7	8	9	10
11	12	13	14	15	16	17	18	19	20
21	22	23	24	25	26	27	28	29	30
31	32	33	34	35	36	37	38	39	40
41	42	43	44	45	46	47	48	49	50

I can set the table and count the number of objects.

While you help set the table, count how many of each object that you use.

How many plates?  
How many forks?  
How many cups?



I can recognize my colors.

Walk around your house and look for objects in the different colors.  
Then color the box it's corresponding color.



Red	Orange
Yellow	Green
Blue	Purple
Pink	Black
Brown	White

# I can use scissors correctly.

Practice cutting along the lines. Note to grown ups: to help your child hold scissors correctly, draw a little smiley face on their thumb nail and tell them that when they are cutting, they should keep the smiley face facing up to the ceiling.





# JULY




MONDAY	TUESDAY	WEDNESDAY	THURSDAY	FRIDAY
I can sing my <b>ABC's</b> .	I can take care of a <b>book</b> .	I can trace and copy <b>basic shapes</b> .	I can write some <b>letters</b> .	I can count objects and recognize <b>numbers</b> .
I can recognize <b>numbers to ten</b> .	I can learn what to do when I <b>feel angry</b> .	I can practice <b>writing my name</b> ! The only capital letter is the first one!	I can identify the <b>parts the of a book</b> .	I can identify the <b>emotions</b> that I sometimes feel.
I can recognize my <b>colors</b> .	I can count with <b>one-to-one</b> correspondence.	I can <b>count</b> objects.	I can match some upper and lower-case <b>letters</b> .	I can recognize some <b>letters</b> .
I can understand <b>position</b> words.	I can <b>tie</b> my shoes.	I can tell you my <b>personal information</b> ! (address, phone number etc.)	I can <b>practice how to breathe</b> when I have big feelings	I can practice <b>writing my name</b> ! The only capital letter is the first one!

# I can write my name.

Find the letters of your name in an old magazine, newspaper or old book and glue them in order.

# I can label the parts of a book.

Cut out the words that match and glue them where they go.



front cover   back cover   spine   page

# I can count objects in my house.

Count how many of each object that you have in your house and write it in the box with help from a grown up.



Doors



Beds



Trash cans



People

# I can match my letters.

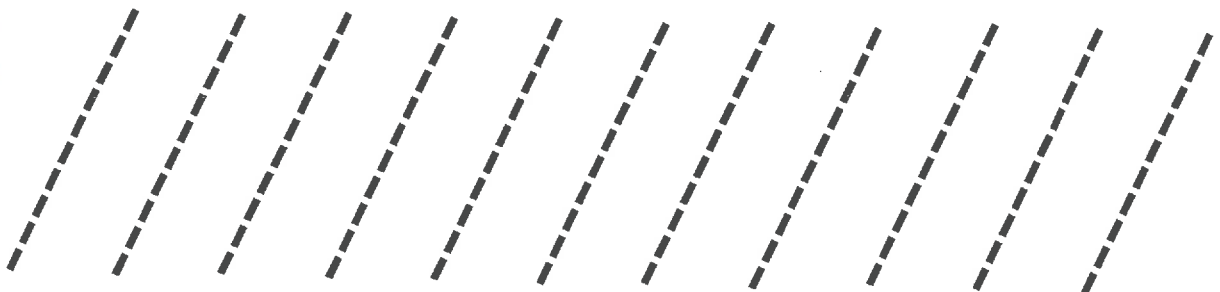
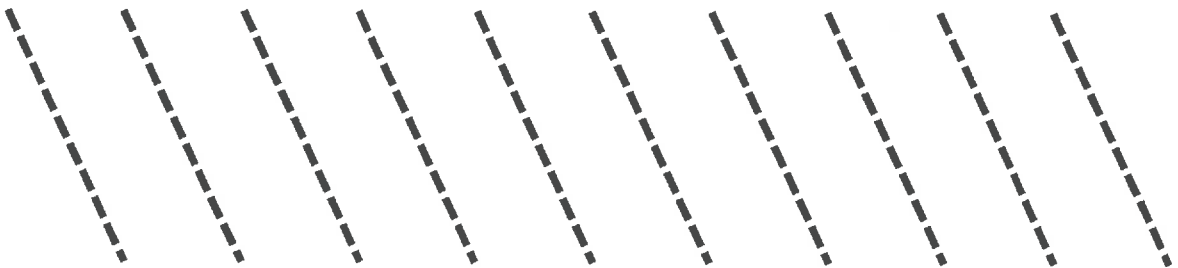
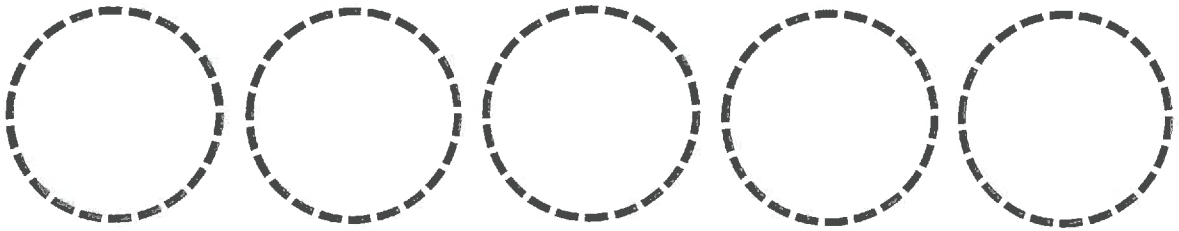

Match the letters on the top to their matching letter on the bottom.

M F R A P B K U Z E

f r b m k u z a p e

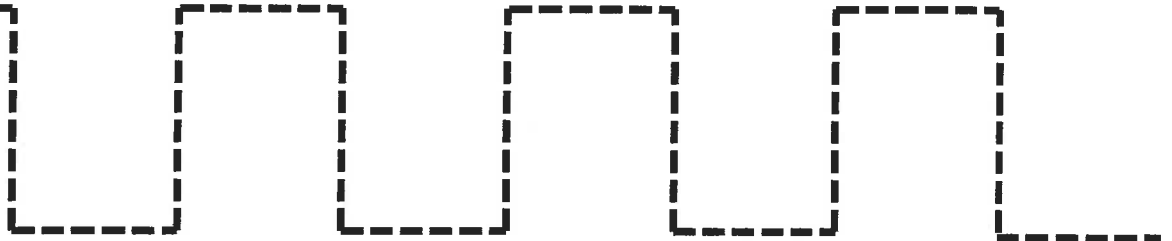

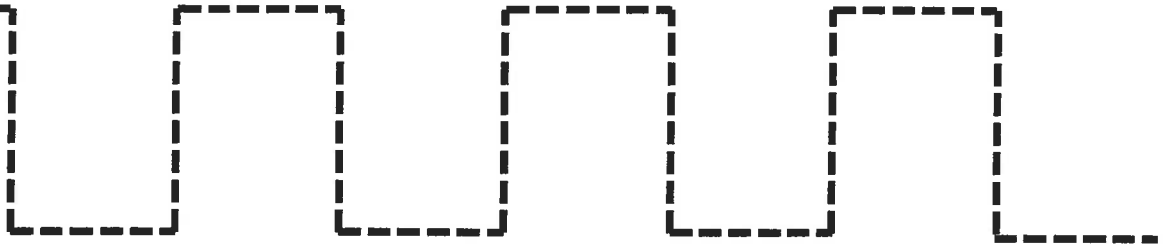
# I can hold a pencil correctly.

Practice tracing the lines below.



# I can use scissors correctly.

Practice cutting along the lines. Note to grown ups: to help your child hold scissors correctly, draw a little smiley face on their thumb nail and tell them that when they are cutting, they should keep the smiley face facing up to the ceiling.




# I can learn nursery rhymes.

Practice singing these nursery rhymes!



Baa baa black sheep  
Have you any wool?  
Yes sir, yes sir.  
Three bags full.



Hickory dickory dock  
The mouse ran up the clock.  
The clock struck one,  
the mouse ran down.  
Hickory Dickory dock.



Hey diddle diddle!  
The cat and the fiddle.  
The cow jumped over the moon.  
The little dog laughed to see such  
sport and The dish ran away  
with the spoon.

---


# I can write numbers.

Trace the numbers on the top and then write  
the same numbers in the boxes down below.

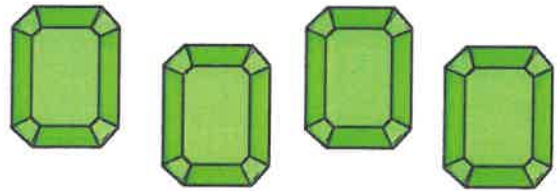
1	2	3	4	5

I can recognize numbers to ten.


Count how many shapes that there are  
and color in that number.




6	4	7
---	---	---




5	3	4
---	---	---




7	9	8
---	---	---



6	7	5
---	---	---



10	9	11
----	---	----



9	10	8
---	----	---

# I can recognize letters of the alphabet.

Circle the letters that match the letters in the small circle.

**e**

a	c	e	p	e	e	c	p	e
---	---	---	---	---	---	---	---	---

**f**

f	j	u	f	j	f	f	j	f
---	---	---	---	---	---	---	---	---

**g**





p	g	j	g	c	p	g	g	j
---	---	---	---	---	---	---	---	---

**h**

n	h	u	h	n	h	u	h	n
---	---	---	---	---	---	---	---	---



---

## I can use colors that make sense to color the pictures.



# I can count objects in my house.

Count how many of each object that you have in your house and write it in the box with help from a grown up.



Magnets

Stuffed Animals

Pieces of Fruit

Bikes

## I can read my numbers and count objects to match the numbers.

Count out small objects such as pennies or popcorn kernels and put that many in the corresponding circle.



# I can put numbers in order.

Cut out the numbers along the dotted line and glue them above in the correct order.

--	--	--	--	--



3	5	1	4	2
---	---	---	---	---

# I can find all the letters in my name.

Color or circle all the letters in your name and then write it on the line.

o	c	k	s	z	h	t	v	e
j	r	y	p	b	w	x	g	m
n	f	d	i	u	a	l	q	

# I can recognize numbers to five.

Place a small object on the circle as you count the number.

1	○				
2	○	○			
3	○	○	○		
4	○	○	○	○	
5	○	○	○	○	○

## I can name some basic shapes.

Can you find any of these shapes in different objects around your house? Trace the shapes as you find them.

