

2024 FACTS & FIGURES



ANNUAL REPORT FOR PARENTS, STAKEHOLDERS & THE COMMUNITY



Where Opportunity Abounds

WWW.TIPTONCHRISTIANACADEMY.COM



STUDENT RETURN RATES

88% Lower School

90% Upper School

National Average: 90%

Total Enrollment

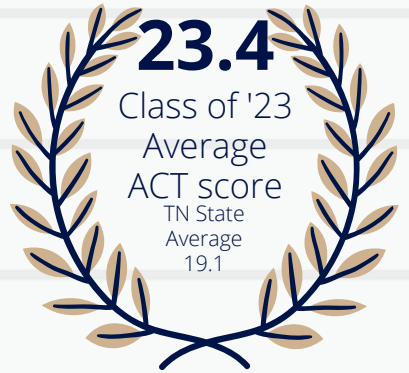
445




College **ACCEPTANCE** rate



Lower School students participate in various service-oriented projects.



student-produced school news program



53 students participating in the annual Spring Musical



5th Grade **Spelling Bee & Science Fair**




\$2,177,958

Total Scholarship dollars offered to Class of '23 graduates

68

Percentage of Preschool graduates who stay for Kindergarten




8%

average annual student population growth rate

Bible is a **graded** course in Middle & High School

80% Lower School
81% Middle School
70% Upper School
Students who participate in school sports



Weekly Chapel Service
for all students 2K-12th Grade



Honors classes in English & History

9 students are representing TCA in the **TN Treble Honor Choir** (5th & 6th Grade)
4 students are representing TCA in the **TN All State Choir** (10th -12th Grade)



Home to Tipton County's **ONLY** Youth in Government program



Upper School starts each day with student-led prayer & scripture reading

33%
Lower tuition than nearest local option and the state average for private schools



3.75 GPA
Required for NHS membership

Fully Accredited
Academic Program



10 Required Service Hours
per year for high school students




Dual enrollment class options with DSCC & TCAT

Average Brigance score of 4K/Jr. K students entering Kindergarten

90

S.O.A.R

Lower School students start each day with S.O.A.R time: pledges & scripture reading led by 5th Grade students



